

VESSEL VERIFICATION THIS FORM *MUST* BE COMPLETED IN **FULL**

VESSEL CF NUMBER	STATE	EXP. YEAR
VESSEL BUILDER	YEAR BUILT	LENGTH FT. _____ IN. _____

HULL IDENTIFICATION NUMBER (HIN) ON VESSEL

(✓) VESSEL TYPE <input type="checkbox"/> A - Amphibious <input type="checkbox"/> B - Barge <input type="checkbox"/> C - Cruiser <input type="checkbox"/> H - House boat <input type="checkbox"/> I - Inflatable <input type="checkbox"/> K - Kayak/Canoe <input type="checkbox"/> O - Row boat <input type="checkbox"/> R - Runabout <input type="checkbox"/> S - Sailboat <input type="checkbox"/> X - Other	(✓) PROPULSION <input type="checkbox"/> A - Aux/Sail <input type="checkbox"/> H - Hand Prop <input type="checkbox"/> I - Inboard <input type="checkbox"/> J - Jet <input type="checkbox"/> N - Inb-Outb <input type="checkbox"/> O - Outboard <input type="checkbox"/> S - Sail only <input type="checkbox"/> X - Other	(✓) HULL MATERIAL <input type="checkbox"/> A - Aluminum <input type="checkbox"/> C - Cement <input type="checkbox"/> P - Plastic/Fiberglass <input type="checkbox"/> S - Steel <input type="checkbox"/> W - Wood <input type="checkbox"/> X - Other	(✓) FUEL <input type="checkbox"/> D - Diesel <input type="checkbox"/> G - Gasoline <input type="checkbox"/> X - Other
--	--	--	---

VESSEL COLOR(S)

HIN GENERAL LOCATION: <input type="checkbox"/> Transom - Outside <input type="checkbox"/> Transom - Inside <input type="checkbox"/> Other: _____	ATTACHED BY: <input type="checkbox"/> Not visible <input type="checkbox"/> Screws <input type="checkbox"/> Round rivets	<input type="checkbox"/> Adhesive <input type="checkbox"/> Not applicable <input type="checkbox"/> Other: _____
--	---	---

TYPE: <input type="checkbox"/> Metal Plate <input type="checkbox"/> Burned	<input type="checkbox"/> Stamped <input type="checkbox"/> Embossed/Imbedded	<input type="checkbox"/> Carved <input type="checkbox"/> Other: _____
---	--	--

ENGINE MANUFACTURER: _____

ENGINE NO.: _____ OUTDRIVE NO.: _____

☐ None—new engine or case supplement #

HIN/ENGINE NO.		
HIN ENG <input type="checkbox"/> <input type="checkbox"/> Appears okay <input type="checkbox"/> <input type="checkbox"/> Altered/Tampered <input type="checkbox"/> <input type="checkbox"/> Illegible/Damaged	HIN ENG <input type="checkbox"/> <input type="checkbox"/> Missing <input type="checkbox"/> <input type="checkbox"/> Cannot locate <input type="checkbox"/> <input type="checkbox"/> None-Newly built	HIN ENG <input type="checkbox"/> <input type="checkbox"/> See REMARKS <input type="checkbox"/> <input type="checkbox"/> Needs CFZ assignment

SUPPORTING DOCUMENTS: <input type="checkbox"/> Agree with HIN <input type="checkbox"/> Disagree with HIN	<input type="checkbox"/> None <input type="checkbox"/> See REMARKS	<input type="checkbox"/> No HIN on documents
---	---	--


APPROXIMATE VESSEL VALUE

I certify (or declare) under penalty of perjury under the laws of the State of California that the foregoing is true and correct. I further certify that I examined the vessel described above and find the description of the vessel to be as indicated.

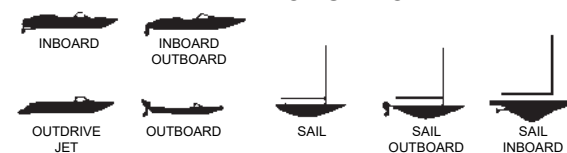
VERIFIER (PRINT NAME)		TITLE/BADGE/ID NO.
ADDRESS		CITY STATE
VERIFIED AT		CITY STATE
<input type="checkbox"/> Above address <input type="checkbox"/> Other (specify) _____		
DATE	VERIFIER'S SIGNATURE X	DAYTIME TELEPHONE NO. ()
EMPLOYER		
<input type="checkbox"/> DMV <input type="checkbox"/> Vessel Verifier <input type="checkbox"/> Other (specify) _____		

BOATS

BOAT TYPE



TYPE PROPULSION

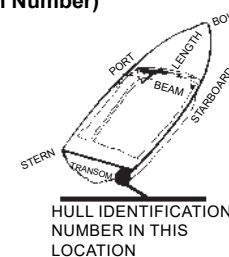


HULL SHAPES



EXAMPLE HIN (Hull Identification Number)

A	B	C	4	5	6	7	8	A	4	8	4
Manufacturer's I.D. Code (MIC)			Hull Serial Number					Month/Year of Manufacture		Model Year	



Jan - A	June - F	Nov - K
Feb - B	July - G	Dec - L
Mar - C	Aug - H	
Apr - D	Sept - I	
May - E	Oct - J	

U.S. Coast Guard standards for hull identification numbers were established in 1972 and made mandatory on Aug. 1 1984. (no uniform hull identification numbers prior to 1972).

REMARKS